



Tamil Nadu e-District Application

Training Manual for

**No Objection certificate for
ground water extract
(WRD-101)**

Water Resource Department



राष्ट्रीय इ-गवर्नेस योजना
National e-Governance Plan

Table of Content

Table of Contents

1. Project Overview	3
2. General Information	3
2.1. Tools Required	3
2.2. Starting your Computer	3
3. Purpose	4
4. Scope	4
5. Getting Started	4
6. Services Offered under Water Resource Department	4
7. No Objection certificate for ground water extract	4
7.1. Filling up No Objection certificate for ground water extract	7
7.1. Downloading Certificate	14
8. Disclaimer	17

E-DISTRICTTAMIL NADU USER MANUAL

(Government of Tamil Nadu)

1. Project Overview

Districts are the de facto front-end of government where most Government-to-Consumer or G2B interaction takes place.

The e-District project was conceptualized to improve this experience by creating an automated workflow system for the district administration and help in providing the citizen efficient department services through Common Service Centers (CSCs), the primary front end channels envisaged under the National e-Governance Plan by Department of Information Technology (DIT), Ministry of Communication and Information Technology (MCIT), Government of India.

2. General Information

Let's Start!!


2.1. Tools Required



You will be provided with the following basic infrastructure:


- Computer (CPU, Monitor, Keyboard & Mouse)
- Network Connection (as per requirement)
- Peripherals (as per requirement)
- Browser (Google chrome, Version 37)
- Uninterrupted Power Supply (UPS)

2.2. Starting your Computer

Steps

1. Ensure all cables are connected between the computer, network connection, peripherals & UPS
2. Plug the UPS to the electrical socket
3. Switch 'ON' the electrical socket
4. Switch 'ON' the UPS
5. Press the  (power button) on the computer
6. Allow the system to boot up.

	<ol style="list-style-type: none">1. Switch 'ON' the UPS only after you have switched 'ON' the power socket2. Switch 'ON' the computer only after you have switched 'ON' the UPS3. Switch 'OFF' the power socket in there is an electrical spark in the socket
	<ol style="list-style-type: none">4. Do not start the computer in case the UPS is not fully charged5. Do not start the computer in case any of the wires are in contact with water

	sources / moisture
	6. In case you are not sure whether the computer is connected in the right way - please contact the system engineer

3. Purpose

This document is an integral part of e-District application user manuals. The objective of this document is to provide step-by-step assistance to the user on how to apply for Indira Gandhi Old Age Pension Scheme through the e-District Portal.

4. Scope

The scope of this document covers the 'No Objection certificate for ground water extract' service offered under the **Water Resource Department**.

5. Getting Started

Following points and guidelines may be referred while accessing the e-Sevai/e-District application:

- User must have valid username and password
- Make relevant and correct entries only
- Recheck the entries before clicking on Submit button
- Mandatory fields cannot be left blank
- Mandatory/Optional documents should be attached as per requirement
- Do not make false entries

6. Services Offered under Water Resource Department

Following services are offered under the Revenue Department:

1. WRD-101 No Objection certificate for ground water extract

7. No Objection certificate for ground water extract

Following steps describe how to apply for the No Objection certificate for ground water extract Certificate through the e-District Portal:

STEP 1: Go to the e-Sevai (Government of Tamil Nadu) Web Portal.

STEP 2: Enter the login credentials.

Make sure 'Operator' is selected in the **Operator Type** field.

STEP 3: Enter Captcha code.

STEP 4: Click on Login.

**Commissionerate of e-Governance
Tamil Nadu e-Governance Agency**
Information Technology Department
Government of Tamil Nadu

TNeGA

e-Sevai
இனிய சேவை இணைய சேவை

Home About Us e-Sevai Services offered Contact Us Site Map Help

e-Sevai Services through Common Service Centers (CSC's)

Tamil Nadu e-Governance agency (TNeGA) has developed e-Sevai application for online delivery of various citizen centric services of government department to public through Common Service Centers (CSC's). Tamil Nadu has about 10443 CSC's and the citizens can avail these government services by approaching the nearest (CSC's). The list of services provided is as follows,

- REV-101 Community certificate
- REV-102 Nativity certificate
- REV-103 Income Certificate
- REV-104 First Graduate Certificate
- REV-105 Deserted Woman Certificate
- REV-106 Agricultural Income Certificate
- REV-107 Family Migration Certificate
- REV-108 Unemployment Certificate
- REV-109 Widow Certificate
- REV-111 Certificate for Loss of Educational Records due to disasters
- REV-113 Inter Caste Marriage Certificate
- REV-114 Legal Heir Certificate
- REV-115 Other Backward Classes (OBC) Certificate
- REV-116 Residence certificate
- REV-117 Small / Marginal Farmer Certificate
- REV-118 Solvency Certificate
- REV-119 No Male Child Certificate
- REV-120 Unmarried Certificate
- REV-401 Licence
- REV-402 Money L

Sign In

User Name Password

9 8 2 2 V
Captcha is not case sensitive

Enter Captcha Code

Login Reset
Forgot Password?

Click on Login

Enter Captcha

[Click here for More Service's Information](#)

e-Sevai Dashboard will appear.

STEP 5: Click on Services on the left panel.

STEP 6: Click on Water Resource Department.

You can also switch to the Service Wise listing, or switch to Search and search a particular service using keywords.

**Commissionerate of e-Governance
Tamil Nadu e-Governance Agency**
Information Technology Department
Government of Tamil Nadu

TNeGA

e-Sevai
இனிய சேவை இணைய சேவை

OPERATOR 1 TNTACTRI015-01

Services

DEPARTMENT WISE

- ⊙ Agriculture
- ⊙ Anna University
- ⊙ BC MSC and Minority Department
- ⊙ Chennai Metro Water Supply & Sewerage Board
- ⊙ Chennai Traffic Police
- ⊙ Civil Supplies
- ⊙ Civil Supplies and Consumer Protection Department
- ⊙ Commissionerate of Municipal Administration
- ⊙ Commissionerate of Transport
- ⊙ Department of Handloom and Textiles
- ⊙ Director of Social Welfare
- ⊙ Directorate for Welfare of Differently Abled
- ⊙ Directorate of Boilers
- ⊙ Directorate of Fire & Rescue
- ⊙ Directorate of Public Health and Preventive Medicine
- ⊙ Drugs Department
- ⊙ Employment and Training
- ⊙ Fisheries
- ⊙ Greater Chennai Corporation
- ⊙ Horticulture
- ⊙ Inspector General of Registration
- ⊙ Integrated Financial and Human Resource Management System (IFHRMS)
- ⊙ Jeevan Pramaan
- ⊙ Revenue Department
- ⊙ Social Welfare
- ⊙ Tamil Nadu Electrical Inspectorate (TNEI)
- ⊙ Tamil Nadu Housing and Urban Development
- ⊙ TANGEDCO
- ⊙ TN Police Department
- ⊙ TN Registration
- ⊙ TN Transport
- ⊙ TNeGA
- ⊙ Water Resource Department

Name: Operator 1

Center: Madhavaperumalkoil Panchayat -TACTV TACTRI015

Center Code: TACTRI015

Counter: 1

Wallet Type: Prepaid

Wallet Amount: 405540.75

Share: 0.00

Click on the Department Name

STEP 7: Click on WRD-101 No Objection certificate for ground water extract - Fresh



Commissionerate of e-Governance
Tamil Nadu e-Governance Agency
 Information Technology Department
 Government of Tamil Nadu



e-Sevai

இனிய சேவை இணைய சேவை

OPERATOR 1 TNTACTRI015-01

Dashboard

Wallet Recharge Reprint

Services

Receipt

Services

DEPARTMENT WISE Water Resource Department Back

SERVICE WISE 10 records per page Search:

SEARCH WRD-101 No Objection certificate for ground water extract - Fresh

Showing 1 to 1 of 1 entries ← Previous 1 Next →

Name:	Operator 1
Center:	Madhavaperumalkoil Panchayat - TACTV TACTRI015
Center Code:	TACTRI015
Counter:	1
	Prepaid
	4695549.75
	0.00

Click on the Service Name

You will be redirected to the service page on the Tamil Nadu e-District Web Portal.

STEP 8: Click on Proceed to continue.

Instructions for applying No Objection certificate for ground water extract – Fresh

<p> Service Description</p> <ol style="list-style-type: none"> 1. Check your village name and verify it's eligibility to apply for NOC for extraction of Groundwater. If the referred village is not eligible for drawal of Ground Water, there is another provision for transportation of Ground water from other eligible areas 2. Transportation from other areas, Check the village and its eligibility. 3. Referred well should be 200 m away from any river. 4. Referred well should be 50 m away from Tanks / Ponds/ Unlined Canals Reservoirs / Water bodies . 5. Referred Well should satisfy the spacing norms as follow. <ul style="list-style-type: none"> • Two dug wells – 150m • Two shallow tube wells – 175m • Two filter points – 175m • Two dug cum bore wells – 175m • Two medium tube wells – 600m • Two deep tube wells-600m • Medium tube well and deep tube well -600m • Dug well and shallow tube well -162.5m • Dug well & medium tube well -375m • Dug well and deep tube well 375m is to be adhered • Shallow tube well & medium tube well -387.5m <p>The depth of shallow tube well / filter point is, depth upto 100m below ground level, medium tube well depth is 100 to 250m below ground level and deep tube well is depth more than 250m</p>	<p> Supporting Documents</p> <ol style="list-style-type: none"> 1. Attested copy (Notary public) of registered land ownership document in the name of Applicant or registered lease agreement for a minimum period of 5 years in the name Of applicant 2. FMB Sketch (for well and industry locations) 3. Patta copy 4. Latest Encumbrance Certificate (EC) for last 3 years minimum or more 5. Annexure I - Items (1) to (4) obtained from the concerned Revenue Inspector (RI) 6. Annexure II - Obtained from concerned Panchayat President or Municipal or Corporation Commissioner 7. Annexure III - Certificate of Assurance or Undertaking letter duly signed by the applicant 8. Undertaking (Rs.20 stamp paper) of the applicant regarding the pumping test for issuing NOC 9. Indemnity Bond (Rs. 100 stamp paper) duly attested by Notary Public 10. Details of Required Quantity of Ground Water 11. Not to scale topo sketch showing the location of the applicant wells and the industry, surrounding wells with the spacing 12. Land-use Certificate or Undertaking for conversion of land in Ayaout or Residential area 13. Copy of EB card with tariff paid details (Commercial connection)
<p> Application Fee</p> <p>Rs.6000 Per Well (Six Thousand Only) Rs.150 (Service Charge)</p>	<p> How to Apply</p> <p>1. For Online : Click on proceed button</p>

Click on Proceed

Proceed
Cancel

The applicant may now proceed with applying for the Certificate by clicking on the Proceed button.

7.1. Filling up No Objection certificate for ground water extract

SECTION1: Fresh NOC Details

Here Applicant has to fill the Mode & Category of Fresh NOC, Applicant Type and Firm Details.

WRD-101 No Objection certificate for ground water extract

Fresh NOC Details

Application Type * Fresh

Mode of Fresh NOC * Drawal Drawal and transportation

Category of Fresh NOC *

Applicant Type * Individual Industry / Firm Infrastructures Others Specify

Name of the applicant / Industry / Firm Name / Infrastructures *

Date of Establishment of the Firm *

Communication Address *

Authorized Person Name *

Authorized Person Mobile Number *

Mobile No. *

Landline No. *

Email Id *

SECTION 2: Place and Details of Well for extraction

Here Individual/Firm have to enter the details of the Well for extraction and click on ADD

Place of ground water extraction proposed

District *

Taluk *

Street No. / Name *


Building / Door / Flat No. *

Pincode *

Land Category *

Details of Well for extraction proposed

Serial No	Village	Firka	Type of well	Town Survey Number/ Survey Field Number(Well Location)	Subdivision No.	Categorization of Firka	Delete
	Village * <input type="text" value="SELECT"/>	Firka * <input type="text"/>	Type of well * <input type="text" value="Select"/>	Town Survey Number/ Survey Field Number(Well Location) * <input type="text"/>	Subdivision No. * <input type="text"/>	Categorization of Firka * <input type="text"/>	



SECTION 3: Place and Details of Well for Utilization/ Transportation


In Case of Individual/Firm was selected the Mode of Fresh NOC as Drawl and Transportation. The Below Well for Utilization/Transportation details have to be entered and click on ADD.

Place of ground water Utilization/ Transportation proposed

District *	<input type="text" value="SELECT"/>	Taluk *	<input type="text" value="SELECT"/>
Street No. / Name *	<input type="text"/>	Building / Door / Flat No. *	<input type="text"/>
Pincode *	<input type="text"/>	Land Category *	<input type="text" value="Select"/>

Details of Well for Utilization/ Transportation proposed

Serial No	Village	Firka	Type of well	Town Survey Number/ Survey Field Number(Well Location)	Subdivision No.	Categorization of Firka	Delete
	Village *	<input type="text" value="SELECT"/>	Firka *	<input type="text"/>	Type of well *	<input type="text" value="Select"/>	<input type="text"/>
				Town Survey Number/ Survey Field Number(Well Location) *	Subdivision No. *	<input type="text"/>	<input type="text"/>
				Categorization of Firka *		<input type="text"/>	



SECTION 4: Well Details

Purpose of the ground water extraction will be shown based upon the selection. If Individual/Firm has existing well, they have to enter the required well details and click on ADD.

Purpose of ground water extraction

Industries/Infrastructure/Domestic Type *

Well Details

Total Number of wells *

Rock type * Sedimentary Hard rock formation

Serial No	Type of well	Depth of well (in m.)	Diameter of well (in m.)	Requested Quantity of Ground water/ Already Permitted Quantity of Ground water (in LPD)	Types of Pumps used for extraction	Horse Power (HP)	Hours of Pumping per day	Delete
-----------	--------------	-----------------------	--------------------------	---	------------------------------------	------------------	--------------------------	--------

Type of well *	<input type="text" value="Select"/>	Depth of well (in m.) *	<input type="text" value="0.00"/>
Diameter of well (in m.) *	<input type="text" value="0.00"/>	Requested Quantity of Ground water/ Already Permitted Quantity of Ground water (in LPD) *	<input type="text"/>
Types of Pumps used for extraction *	<input type="text" value="Select"/>	Horse Power (HP) *	<input type="text"/>
Hours of Pumping per day *	<input type="text"/>		



SECTION 5: Certificates

Here RI, Local Body Approval and Annexure III is essential to apply for this NO Objection Certificate. Before Submitting, Individual/Firm has to confirm the essential document.

RI certificate

Whether RI certificate enclosed or not (Annexure I) * Yes No

Local Body approval certificate

Local Body approval certificate enclosed or not (Annexure II) * Yes No

Applicant Undertaking

Applicant Undertaking enclosed or not (Annexure III) * Yes No

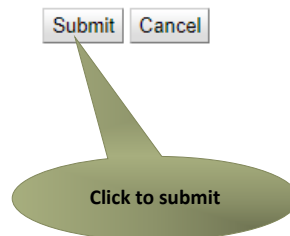
SECTION 6: Self Declaration

Kindly ensure the above given details are correct by selecting the checkbox before Submit the application.

Once the application is submitted the page will move for the uploading the required documents.

Self-Declaration

- * I hereby declare that the details and information furnished above are true to the best of my knowledge and belief and I am aware that if any part of the data/information submitted is found to be false or misleading at any stage the application will be rejected out rightly. I will forego the charges and I will not claim the refund of service charges in the case of incorrectness of facts in the application.
- * I hereby assure that my industry is a non-water intensive / water intensive and located in Safe/Semi-Critical/Saline firka. I am applying for Industrial purpose only in the industry premises / by transport. If the No Objection Certificate is issued for my industry, I will not use the ground water for any other purpose other than the specified purpose



Next screen will show a list of required documents.

Attach the documents in prescribed file size and file type. Uploaded documents will be shown at the bottom. You may remove any uploaded document using the cross sign.

Please note that the 'Upload' button will appear once you browse and add a document.

List of Documents

- | | |
|--|-----------|
| 1. Attested copy (Notary public) of registered land ownership document in the name of Applicant or registered lease agreement for a minimum period of 5 years in the name Of applicant | Mandatory |
| 2. FMB Sketch (for well and industry locations) | Mandatory |
| 3. Patta copy | Mandatory |
| 4. Latest Encumbrance Certificate (EC) for last 3 years minimum or more | Mandatory |
| 5. Annexure I - Items (1) to (4) obtained from the concerned Revenue Inspector (RI) | Mandatory |
| 6. Annexure II - Obtained from concerned Panchayat President or Municipal or Corporation Commissioner | Mandatory |
| 7. Annexure III - Certificate of Assurance or Undertaking letter duly signed by the applicant | Mandatory |
| 8. Undertaking (Rs.20 stamp paper) of the applicant regarding the pumping test for issuing NOC | Mandatory |
| 9. Indemnity Bond (Rs.100 stamp paper) duly attested by Notary Public | Mandatory |
| 10. Details of Required Quantity of Ground Water | Mandatory |
| 11. Not to scale topo sketch showing the location of the applicant wells and the industry, surrounding wells with the spacing | Optional |
| 12. Land-use Certificate or Undertaking for conversion of land in Ayacut or Residential area | Optional |
| 13. Copy of EB card with tariff paid details (Commercial connection) | Optional |

Address:

The Executive Engineer, PWD, WRD., Ground water Division, PWD Campus, Thallakulam, Madurai – 625 002

(Mention your acknowledgement number for further communication)

Enter document

Select Document * Document No. *

+ Add...

Select a document

Supported files type: pdf, jpeg, jpg, gif, png
Supported file size of document: 200 KB
Supported file size of photo: 200 KB

Browse and upload document

Serial No.	Document Number	File Name	Delete
------------	-----------------	-----------	--------

Back

After uploading the documents, click on 'Make Payment'.

Serial No.	Document Name	Document Number	File Name	Delete
1	Attested copy (Notary public) of registered land ownership document in the name of Applicant or registered lease agreement for a minimum period of 5 years in the name Of applicant	1	Attested copy (Notary public) of registered land ownership document in the name of Applicant or registered lease agreement for a minimum period of 5 years in the name Of applicant_1_17-Aug-2021_16_34_37_565	✗
2	FMB Sketch (for well and industry locations)	2	FMB Sketch (for well and industry locations)_2_17-Aug-2021_16_34_49_079	✗
3	Patta copy	3	Patta copy_3_17-Aug-2021_16_35_05_353	✗
4	Latest Encumbrance Certificate (EC) for last 3 years minimum or more	4	Latest Encumbrance Certificate (EC) for last 3 years minimum or more_4_17-Aug-2021_16_35_15_996	✗
5	Annexure I - Items (1) to (4) obtained from the concerned Revenue Inspector (RI)	5	Annexure I - Items (1) to (4) obtained from the concerned Revenue Inspector (RI)_5_17-Aug-2021_16_35_25_305	✗
6	Annexure II - Obtained from concerned Panchayat President or Municipal or Corporation Commissioner	6	Annexure II - Obtained from concerned Panchayat President or Municipal or Corporation Commissioner_6_17-Aug-2021_16_35_54_710	✗
7	Annexure III - Certificate of Assurance or Undertaking letter duly signed by the applicant	7	Annexure III - Certificate of Assurance or Undertaking letter duly signed by the applicant_7_17-Aug-2021_16_36_09_990	✗
8	Undertaking (Rs.20 stamp paper) of the applicant regarding the pumping test for issuing NOC	8	Undertaking (Rs.20 stamp paper) of the applicant regarding the pumping test for issuing NOC_8_17-Aug-2021_16_37_02_346	✗
9	Indemnity Bond (Rs.100 stamp paper) duly attested by Notary Public	9	Indemnity Bond (Rs.100 stamp paper) duly attested by Notary Public_9_17-Aug-2021_16_37_18_809	✗
10	Details of Required Quantity of Ground Water	10	Details of Required Quantity of Ground Water_10_17-Aug-2021_16_37_31_807	✗

Click to make payment

Make Payment

Back

Payments page will appear. Amount payable (Total Fees) will be shown on screen. Click on **Confirm Payment**.

Confirm

Application Number	TN-8820210623106
Applicant Name	Test
Date of Application	23-Jun-2021
Service Name	No Objection certificate for ground water extract – Fresh
Government Fees	6000.00
Service Charge	150.00
Total	6150.00

[Confirm payment](#)

Click to confirm payment

Acknowledgement receipt will be shown.

Click on **Print Receipt** to download/print the receipt.




Acknowledgement Receipt

Application Number	TN-8820210623106
Applicant Name	Test
Service Name	WRD-101 No Objection certificate for ground water extract – Fresh
Government Fees	6000.00
Service Charge	150.00
Total	6150.00
Transaction Status	Success

[Print receipt](#)

Click to print receipt

The below figure shows the preview of the acknowledgement receipt.

 தமிழ்நாடு அரசு / Government of Tamil Nadu இ-சேவை மையம் / e-Sevai Centre		
ஒப்புக்க / ACKNOWLEDGEMENT		
ரசீது எண் / Receipt No. : TN-8820210623106 விண்ணப்பதாரர் / Applicant Name : Test துறையின் பெயர் / Department Name : தீர்மான ஆதார அமைப்பு / Water Resource Department	விண்ணப்ப எண் / Application No. : TN-8820210623106 விண்ணப்பித்த தேதி / Application date : 23-Jun-2021 விண்ணப்பித்த சேவை / Applied for Service : WRD-101 No Objection certificate for ground water	
பணம் செலுத்திய விவரம் / Payment Details		
விவரங்கள் / Particulars	செலுத்தும் முறை / Payment Mode	செலுத்தப்பட்ட தொகை (ரூ) / Amount Paid (Rs)
விண்ணப்ப கட்டணம் / Application Fees	Cash	6000.00
இ-சேவை மையக் கட்டணம் / e-Sevai Centre Charges		150.00
ரூபாய் எழுத்துக்களில் / Amount in words (Rs): Six Thousand One Hundred and Fifty Rupees Only		மொத்தம் / Total : 6150.00
மையப் பெயர் & குறியீட்டு எண் / Centre Code & Type : 01 - Both		
<p>மேலே குறிப்பிட்டுள்ள அனைத்து விவரங்களையும் சரிபார்த்து கொள்ளவும். உங்கள் விண்ணப்ப திணைக்களம் சென்ற பின்வரும் இணையதளத்தில் பார்க்கவும் https://tnedistrict.in.gov.in/tneda/VerifyCerti.xhtml. உங்கள் விண்ணப்பத்தை உயர் அதிகாரி ஒப்புதல் அளித்த பிறகு டிஜிட்டல் கையொப்பமிட்ட சான்றிதழை பெற்றுக்கொள்ளலாம் / Kindly check correctness of all the details furnished above. To Check the Application Status see the URL https://tnedistrict.in.gov.in/tneda/VerifyCerti.xhtml. After your application is approved by the approving authority, you can obtain the digitally signed certificate.</p>		

Please Note:

After submission (clicking on the Submit button), the application will be saved as draft. You can find draft applications under the **Saved Application** section and upload documents or make payment as required.

 **Saved Application**

	Application Number	Service Name	Applicant Name	Date of Request	Status	Document Status
<input type="radio"/>	TN-720210805101	REV-114 Legal Heir Certificate	Anu	05-Aug-2021	Saved	Pending
<input type="radio"/>	TN-520210804102	REV-101 Community certificate	Ganesh	04-Aug-2021	Saved	Uploaded
<input type="radio"/>	TN-720210804103	REV-114 Legal Heir Certificate	Anu	04-Aug-2021	Saved	Pending
<input type="radio"/>	TN-720210803103	REV-114 Legal Heir Certificate	Anu	03-Aug-2021	Saved	Pending
<input type="radio"/>	TN-1720210724101	REV-118 Solvency Certificate	Karthik	24-Jul-2021	Saved	Uploaded
<input type="radio"/>	TN-720210716104	REV-114 Legal Heir Certificate	D Anu	16-Jul-2021	Saved	Pending
<input type="radio"/>	TN-9520210716101	REV-202 Destitute Widow Pension Scheme (DWPS)	D Anu	16-Jul-2021	Saved	Pending
<input type="radio"/>	TN-720210712104	REV-114 Legal Heir Certificate	Roja	12-Jul-2021	Saved	Pending
<input checked="" type="radio"/>	TN-8820210617101	WRD-101 No Objection certificate for ground water extract – Fresh	Ramco	17-Jun-2021	Saved	Uploaded
<input type="radio"/>	TN-1920210610101	REV-402 Money Lender License	Sumathi	10-Jun-2021	Saved	Pending
<input type="radio"/>	TN-8820210608102	WRD-101 No Objection certificate for ground water extract – Fresh	Dell	08-Jun-2021	Saved	Pending
<input type="radio"/>	TN-8420191218101	DBL-405 Steam Test For Boilers	Mani	18-Dec-2019	Saved	Uploaded

Application No. TN-8820210617101

Submitted applications can be viewed under the **Submitted Application** section.

 **Submitted Application**

Sr. No.	Application Number	Service Name	Applicant Name	Date of Request	Status	Certificate
1	TN-8820210623106	WRD-101 No Objection certificate for ground water extract – Fresh	Test	23-Jun-2021	Check Status	NA

The current status of an application can be checked from the **Check Status** section.

Check Status

Application Number	<input type="text" value="TN-8820210623106"/>	To date *	<input type="text"/>
From date *	<input type="text"/>	District	--Select--
Applicant Name	<input type="text"/>	<input type="button" value="Search"/>	

Application Number	TN-8820210623106
Applicant Name	Test
Service Name	No Objection certificate for ground water extract – Fresh
View Application	View Application
Current Status	Application Submitted to Chief Engineer
Comment	Submitted

7.1. Downloading Certificate

Once the application is approved and digitally signed, the certificate can be downloaded from the **Operator's desk** and handed over to the applicant.

STEP 1: Click on **Check Status**.

STEP 2: Enter **Application Number**.

STEP 3: Click on **Search**.

Click on Check Status

Returned Application
Check Status
Reprint Receipt

Check Status

Application Number	<input type="text" value="TN-8820210623106"/>	To date *	<input type="text"/>
From date *	<input type="text"/>	District	--Select--
Applicant Name	<input type="text"/>	<input type="button" value="Search"/>	

Enter Application No. **Click on Search**

The application will show up.

STEP 4: Click on Download certificate link.

Check Status

Click on Search

Application Number	<input type="text" value="TN-9020201125101"/>	To date *	<input type="text"/>
From date *	<input type="text"/>	District	--Select--
Applicant Name	<input type="text"/>	<input type="button" value="Search"/>	


Application Number	TN-9020201125101
Applicant Name	Ro...
Service Name	Ind... (PS)
View Application	View Application
Current Status	Application App...
Comment	approved
Certificate	Download certificate

Click to download certificate

The certificate will be downloaded.

The below figure shows the preview of the No Objection certificate for ground water extract

Certificate for Drawl:

 Certificate No: TN-820210518101 Date: 07-08-2021 GOVERNMENT OF TAMIL NADU WATER RESOURCES DEPARTMENT STATE GROUND & SURFACE WATER RESOURCES DATA CENTRE CHENNAI - 600113 No Objection Certificate This is to certify that Firm Name, New Delhi-110028 falling under the Ayacut as on 2017 Categorisation, is hereby given the "No Objection Certificate" for the Drawal of total quantity of 548 LPD (Five Hundred and Forty Eight) of groundwater for the purpose of Residential apartment from the Ground water structure listed below with strict adherence to stipulated conditions.					
Place of Ground Water Extraction					
Sl.No	Referred Well / Bore Well & SF. No	Village / Firka / Category	Co-ordinates		Quantity Permitted for Pumping in LPD
			Latitude	Longitude	
1	SFNO/09	Kuppur / Dharmapuri / Semi Critical	234	123	450
2	TSF/09	Mukkalaikensahalli / Dharmapuri / Semi Critical	670	87	98


This No Objection Certificate now issued is valid only for three year from the date of issue and the NOC is accorded under the conditions laid down over leaf.

Chief Engineer (SG &SWRDC),
PWD, Tharamani, Chennai-11

Conditions pertaining to M/s. Firm Name, Dharmapuri District

- This Certificate is applicable for Drawal and Transportation of permitted Quantity of ground water and the drawal applies to the referred ground water abstraction structures only.
- All the other ground water abstraction structures (dug wells/bore wells/dug-cum bore wells) in the area should be used only for Rain water harvesting purposes or should be closed.
- Such structures as said in Condition No.2 should be closed or used only for Rain water harvesting purposes.
- This Certificate is applicable for drawal of permitted Quantity of ground water only and not for transportation.
- The flow meter should be fixed in the suction tube near to bore well during the time of extraction. Failure fixing flow meter / Absence of flow meter in the abstraction well during the time of extraction will leads to cancellation of NOC issued
- The Company should install necessary flow meters to the referred well /bore well and monitor the quantity which should not exceed the permitted level. Proper Records should be maintained continuously from the date of drawal. Monthly statement of daily drawal of water should be sent to the Executive Engineer, Groundwater Division, null as per format enclosed.
- As and when the officials of Ground Water Wing of PWD inspect the site/premises, perusal of drawal records and water quality observations should be allowed.
- Rain water harvesting structure is to be established as per the direction of this department. Rain water harvesting structures already exist inside the plant premises, it should be maintained properly
- Violation of the above stipulations in any form may lead to cancellation of the permission accorded by the Government
- The Company should be ready to pay the levy/charges for drawal of ground water for commercial purposes, if Government / Ground Water Authority imposes any such orders in future.
- The company has to drill one new bore well within the extraction well located premises for monitoring water level and observing water quality within 30 days from the date of issue of NOC. The bore well should have been constructed with platform and locking arrangements (in full shape). If any bore well already existing and unused within the premises of the plant the same may also be utilized for the purpose.
- It is also informed that during the renewal of the NOC, depending upon the hydrogeological condition the category of the area and the site conditions, the quantity will be vary from permitted quantity. The company should make alternate arrangements for the reducing quantity for sustaining their industrial activity by means of saving water through local bodies/by desalination of sea water or using the urban waste water after proper treatment.
- The company should pay security deposit of Rs. 50,000/-, as ordered in respect of Judgment delivered in WP No. 16299/2018. Dated 23.03.2020, if found necessary at a later date.
- The Missing Documents Should be submitted within 90 days from the receipt of No Objection Certificate, otherwise issued No Objection Certificate will be cancelled without prior information.
- This No Objection Certificate is applicable only for the purpose of individual, if any deviation in the usage of ground water is found, the NOC accorded is automatically deemed to be cancelled.
- The Executive Engineer, Ground Water Division/ The Assistant Director (G), Groundwater Sub Division/The Assistant Geologist of the respective District would inspect either the rain water harvesting structures established in the premises of the firm or the records maintained or even the drawal of ground water as and when needed and it is the mandatory of the firm to maintain the Rain water harvesting structure/ structures properly and show the records needed.
- If any information / Documents submitted by this firm is found to false / in correct or any data provided by the firm is found to be incorrect, the NOC issued to the firm will be cancelled by this department without any prior notice.

Certificate for Drawl & Transportation:



Certificate No: TN-8820210531102 Date: 07-08-2021

**GOVERNMENT OF TAMIL NADU
WATER RESOURCES DEPARTMENT
STATE GROUND & SURFACE WATER RESOURCES DATA
CENTRE CHENNAI - 600113**

No Objection Certificate

This is to certify that TEST FIRM, TES COMPLETE ADDRESS-110092 falling under the Ayacut as on 2017 Categorisation, is hereby given the "No Objection Certificate" for the Drawal and transportation of total quantity of 210000 LPD (Two Lakh Ten Thousand) of groundwater for the purpose of Others from the Ground water structure listed below with strict adherence to stipulated conditions.

Place of Ground Water Extraction					
Sl.No	Referred Well / Bore Well & SF. No	Village / Firka / Category	Co-ordinates		Quantity Permitted for Pumping in LPD
			Latitude	Longitude	
1	SF/0199	ALIYABATH / RISHIVANTHIYAM / Safe	340	450	140000
2	TS-0293B	CHINNAKÖLLIYUR / ARIYALUR / Safe	11.44	44.55	70000

Place of Utilization (By Transportation)				
Sl.No	SF. No Village / Firka / District	Co-ordinates		Category
		Latitude	Longitude	
1	SF/019 / Bargur -b / Bargur / Erode	113.55	345.66	Safe

This No Objection Certificate now issued is valid only for one year from the date of issue and the NOC is accorded under the conditions laid down over leaf.

Chief Engineer (SG & SWRDC),
PWD, Tharamani, Chennai-11

Conditions pertaining to M/s. TEST FIRM ,Kallakurichi District

1. This Certificate is applicable for Drawal and Transportation of permitted Quantity of ground water and the drawal applies to the referred ground water abstraction structures only.
2. All the other ground water abstraction structures (dug wells/bore wells/dug-cum bore wells) in the area should be used only for Rain water harvesting purposes or should be closed.
3. The flow meter should be fixed in the suction tube near to bore well during the time of extraction. Failure fitting flow meter / Absence of flow meter in the abstraction well during the time of extraction will leads to cancellation of NOC issued.
4. The Company should install necessary flow meters to the referred well /bore well and monitor the quantity which should not exceed the permitted level. **Proper Records** should be maintained continuously from the date of drawal. Monthly statement of daily drawal of water should be sent to the Executive Engineer, Groundwater Division, null as per format enclosed.
5. As and when the officials of Ground Water Wing of PWD inspect the site/premises, perusal of drawal records and water quality observations should be allowed.
6. **Rain water harvesting structure** is to be established as per the direction of this department. Rain water harvesting structures already exist inside the plant premises, it should be maintained properly.
7. Violation of the above stipulations in any form may lead to cancellation of the permission accorded by the Government.
8. The Company should be ready to pay the **levy/charges for drawal of ground water** for commercial purposes, if Government / Ground Water Authority imposes any such orders in future.
9. **The company has to drill one new bore well within the extraction well located premises for monitoring water level and observing water quality within 30 days from the date of issue of NOC. The bore well should have been constructed with platform and locking arrangements (in full shape). If any bore well already existing and unused within the premises of the plant the same may also be utilized for the purpose.**
10. It is also informed that during the renewal of the NOC, depending upon the hydrogeological condition the category of the area and the site conditions, the quantity will be vary from permitted quantity. The company should make alternate arrangements for the reducing quantity for sustaining their industrial activity by means of availing water through local bodies/by desalination of sea water /or using the urban waste water after proper treatment.
11. The company should pay security deposit of Rs. 50,000/-, as ordered in respect of Judgment delivered in WP No. 16299/2018. Dated:23.03.2020, if found necessary at a later date.
12. The Missing Documents Should be submitted within 90 days from the receipt of No Objection Certificate, otherwise issued No Objection Certificate will be cancelled without prior information.
13. This No Objection Certificate is applicable only for **the purpose of individual** , if any deviation in the usage of ground water is found, the NOC accorded is automatically deemed to be cancelled.
14. Even though this Certificate is applicable for Transportation, for the sake of quality, **the Executive Engineer, Ground Water Division** of the respective District would **inspect** either the rain water harvesting structures established in the premises of the firm or the records maintained or even the drawal of ground water as and when needed and it is the mandatory of the firm to maintain the Rain water harvesting structure/ structures properly and show the records needed.
15. If any information / Documents submitted by this firm is found to false / in correct or any data provided by the firm is found to be incorrect, the NOC issued to the firm will be cancelled by this department without any prior notice.

8. Disclaimer

This User manual is prepared as per the existing application; however actual screen shots may vary for few cases.